


What's Pubbing (Album) Aug 2010



"To Walk the Moon" - Front cover. I chose it for its subject matter, but, ironically, the art is the same art I used on my first genzine -- published about 35 years ago. Of course, 35 years ago it was run off on one of the crappy xerox machines of the time, and the deep black of space was more like charcoal grey. And the title was equally crapyt Microgramma lettraset. It looked like hell in 1975. Also possible in 2010 is colour. I might look b/w but the moon is not naturally a very colourful place, so I kept hues very unsaturated. It gives the cover a cold, stark, inhuman look that suits a lunar vignette.

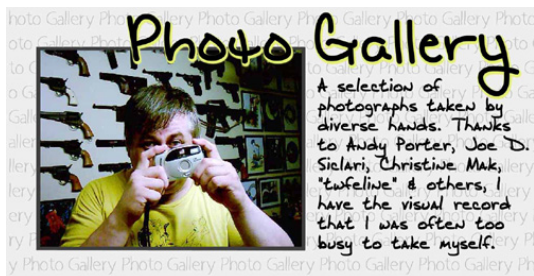
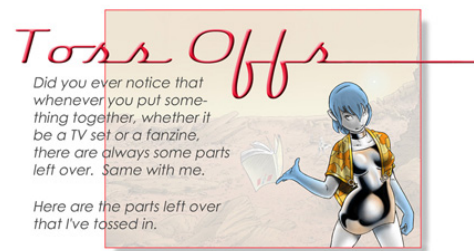


Photo Gallery - I needed little in the way of additional graphics, since the bulk of the zine is the material that appeared in File 770 157. However, I did need this and the following to begin the two photo sections.



"Toss Offs" - Both graphics are pretty slick, but in Photoshop you can construct attractive visual aids very easily. I doubt that either of these took as much as an hour to make, and maybe as little as half an hour.



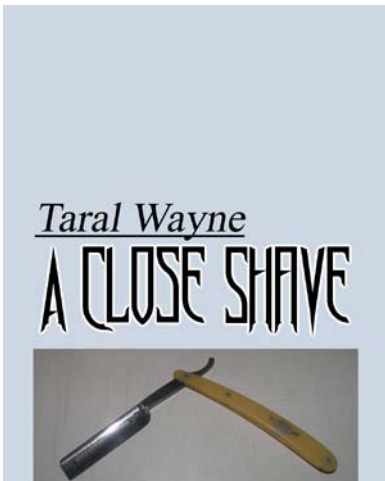
Worldcon Loot - I gathered together all the Worldcon "loot" in my possession for this shot. All the pins are present and accounted for, also a cup from Philly, a note pad from San Jose, a pen that doubles as a flash-drive, a hand-made box from Anticipation that contained maple sugar candies (until I ate them), and a dish given by the Aussiecon bid. What this year, I wonder? A Roman coin would be nice, but I understand not many circulated Down Under in the 1st. through 5th. centuries AD.



"Roll Up to Win" - The Tim Hortons cup is real -- I found the photo on the internet, then painted out the Tim Hortons name so that I could replace it with my own. The article is incidentally about coffee, but more about losing my wallet not long ago.



"Who Wouldn't Hate Monday?" - How do you represent a concept like a bad Monday? After giving it some thought, I came up with this.



"A Close Shave" - A very simple header for an old piece of fiction of mine that was recently published in Journey Planet. The razor was one of a number of antiques in a collection I found by Googling.

"Against the Fall of Empires"




"Against the Fall of Empires" - A header I did for a political article of mine. As you might guess, I predict the imminent collapse of the United States of America. Actually, I doubt it's imminent. More likely 50 years...



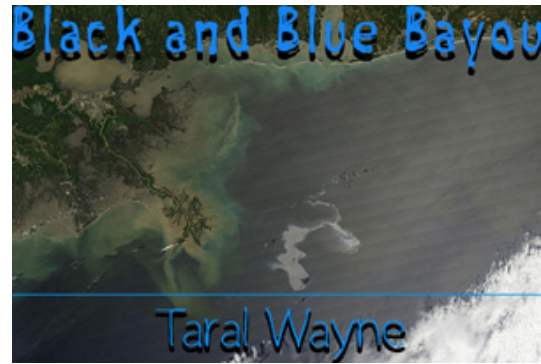
"Not the Sincerest Form of Flattery" - It was not quite as simple as you might think to gang up a half dozen copies of this drawing of mine, and give them each a different colour. It wasn't complex either, just a fair amount of work. The article I made this for is about some misanthrope who was using my art on-line and claiming it for her own.



"Aussiecon 4 Hugo" - I took forever to find just the right BBQ photo on the internet. The rocket, of course, is one snipped out of a photo of a real Hugo.



"Robert Ayn Randlein" - They both give me a pain. 'Nuff said.



"Black and Blue Bayou" - This article was both tropical and topical. I predicted the Deepwater Horizon spill would go on to become the largest in human history, and it seems to have done it. I particularly like the blobby font I found that looks just as though it were written in crude oil.



"Laserbow's End" - The CN Tower in Toronto really does shoot mind-control rays like this! But try to find a photo... I wanted a picture much like this for an article I finished early this year, but had no luck at all. In hundreds of photos of the tower, few were at night, and none were taken while the lasers were shining. So I took the best night shot there was without too much of the skyline showing, and painted the beams in myself. Although they are a little bit bright, this is not actually very different from the reality.



"La Dolce Vita" - A recently slapped together bit of graphics for an article published last year. I found the easel on-line and preferred it over more sophisticated photos. Adding the coloured letters as though they had been just painted was an attractive gimmick.

□